



catlike[®]

2024 COLLECTION



Designed & Developed In Spain



INDEX

ABOUT US	4
ColorADD	6
MIPS®	7
HELMETS	8
ROAD	
MIXINO EVO	
KILAUEA	
VENTO	
RAPID TRI	
MTB	
YELMO	
LEAF	
ALL ROAD	
KOMPACT'O	
KITTEN	
SHOES	50
ROAD	
KOMPACT'O R	
MIXINO RC1	
WHISPER R1	
MTB	
KOMPACT'O X	
Mixino XC1	
WHISPER X1	
SPARE PARTS	78
ACCESSORIES	80
MERCHANDISING	83
SIZE GUIDE	86
TECHNOLOGIES	88
RANGE OVERVIEW	92

ABOUT US

Founded in Spain in 1996, Catlike is specialized in the design, development, and production of high-performance cycling helmets, shoes, and accessories.

With over 20 years of commitment to excellence and advancement in helmet technology, Catlike has mastered the making of cycling helmets to the highest industry standards. Their recognition through innumerable presences on worldwide podiums and the success of models that became iconic representations of our true passion for the sport made us realize that our mission is far from over and must prevail in the future.

Building what we believe to be a remarkable path for the future, we present Catlike's new approach to cycling for 2024. This is the dawn of a new, robust, and bold product line, marked by contemporary design, on-trend colors, and enhanced performance. After years of rigorous research driven by the needs of athletes in an ever-demanding society and fast-paced market, we have taken the responsibility to go further, to dare to be better, and to provide our athletes with the highest standards of quality, safety, and performance that will fulfill their rigorous riding goals.

ColorADD



DID YOU KNOW THAT COLORBLINDNESS AFFECTS APPROXIMATELY EVERY 1 IN 12 MEN AND 1 IN 200 WOMEN?

The color alphabet ColorADD is a unique, universal, inclusive, and non-discriminative language that enables the colorblind to identify colors, with a wide spectrum of use on companies/entities whenever color is a factor of identification, orientation, or choice.

HOW DOES IT WORK?

Together with the colors of our products, you will find this alphabet in which each color is equal to a symbol.

Not everyone sees colors in the same way, so with the use of this alphabet we will be able to literate and normalize this difference.

STEP INTO THE WORLD OF ColorADD ALPHABET

COLORS . SYMBOLS



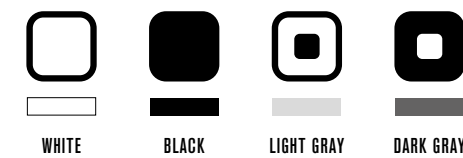
LIGHT TONES



DARK TONES



WHITE . BLACK . GRAY



METALIZED TONES



MIPS®



Catlike and MIPS® share the same passion when it comes to protecting and providing extra safety for demanding cyclists. That is why we have joined our product range with MIPS® Evolve and MIPS® Air Node technologies.

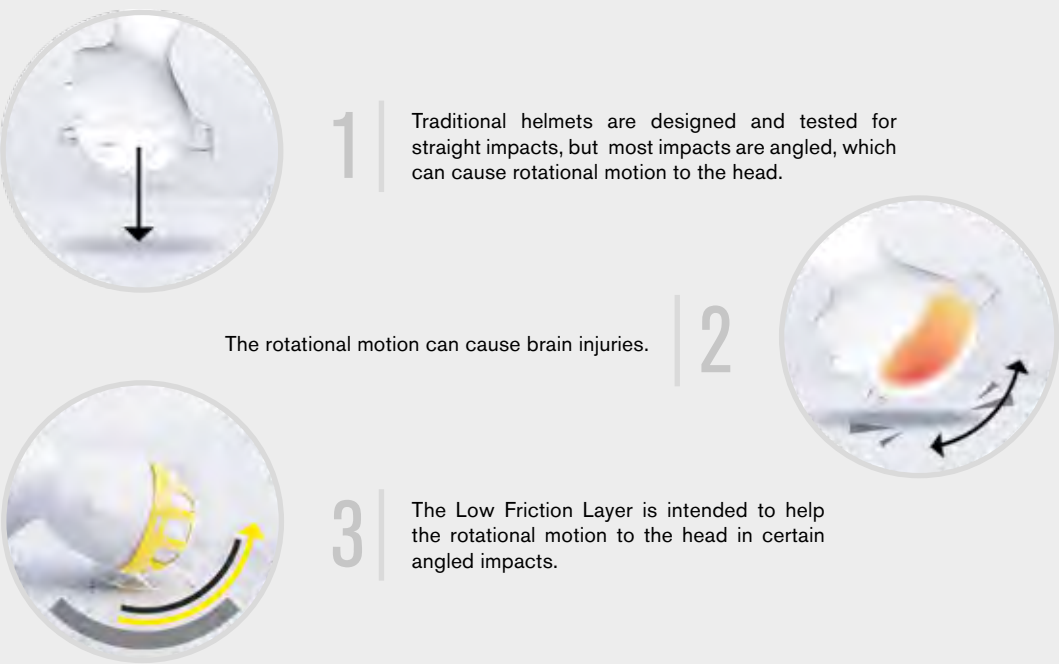
We are continuously working to improve the performance of our helmets with the use of MIPS® superior technology. Our development team works closely with MIPS® to implement their technology into our helmets, resulting in an optimized low-friction layer integration that has minimal impact on the comfort and ventilation of the helmets.

WHAT IS MIPS®?

The MIPS® safety system is designed to provide added safety for helmets in many accidents. For certain impacts, the MIPS® system can reduce harmful forces that might otherwise be transferred to the user's head.

HOW DOES THE MIPS® SAFETY SYSTEM WORK?

The MIPS® safety system features a low-friction layer inside a bike helmet that allows a multi-directional movement of 10-15mm on certain angled impacts, intended to help reduce rotational force to the head. This scientifically proven technology features a rotational management that can lower the energies transferred to the head during an impact or crash.



MIPS® EVOLVE

The MIPS® Evolve is a rotational management system that not only can lower the energies transferred to the head during an impact or crash, but does this with added style, comfort and fit. The system consists of a Low Friction Layer (LFL) that is less than 1mm thick with a low friction coating that lessens the friction towards the energy absorbing layer.

MIPS® AIR NODE

The MIPS® Air Node is integrated into the padding of the helmet and enables the 10-15mm of relative movement between the energy absorbing layer and the padding. This relative movement is enabled by having a backing of polycarbonate PC with a special low friction treatment and being held by specially designed fixations enabling movement in all directions. By being integrated into the padding the system is as light as it gets and designed to fit each specific helmet and size.

HELMETS

FOR UNBEATABLE PERFORMANCE



C A T L I K E T E C H

ADVANCED VENTILATION PERFORMANCE

For most, a good comfortable fit, low-weight construction and distinctive design are the deciding factors when choosing a cycling helmet.

Catlike helmets combine these must-have requirements with industry-leading ventilation performance. The deeply recessed air channels direct the airflow around your head, pulling heat and sweat while maintaining low noise levels and reduced aerodynamic drag.

This technology allows us to create the coolest and lightest helmets in the market.



C A T L I K E T E C H

ARAMID ROLL CAGE



The aramid roll cage is the “skeleton” that works to dissipate the energy of an impact through the whole helmet structure, thus increasing its energy absorption capacity at a reduced helmet volume and weight. This structure will also help to hold the helmet together in the event of a crash.

This technology, which was first developed with the Mixino helmet back in 2011, is constructed using aramid fibers. Aramid is a strong, light and very resilient material that is widely used in ballistic body protections and across the aerospace industry, on demanding applications.

This technology is now featured in our top of the range helmets to improve the safety of our athletes.



RACE PRO ROAD HELMET

MIXINO EVO

Mips

This top of the range helmet is an evolution of the original Mixino helmet, which was developed together with our professional athletes to create the most ventilated, lightweight, and safest road bike helmet.

The Mixino Evo was redesigned to be even more ventilated, almost 40% of its frontal area is open. The front 18 air inlets direct the flow of air around the rider's head through improved air channels, exiting through the more efficient rear vents with heat and sweat from your head.

Comfort was improved with a better fitting and with the use of MIPS® Air Node, which also boost its safety score to another level. The helmet is constructed using an aramid roll cage inside the EPS liner that increases the structural rigidity and distributes the impact force of a crash across a larger volume of material thus reducing the energy transmitted to the head.

RACE PRO ROAD HELMET

MIXINO EVO



ARAMID ROLL CAGE

The aramid roll cage is the “skeleton” that works to dissipate the energy of an impact through the whole helmet, increasing its energy absorption. This structure also helps to hold the helmet together in the event of a crash.

MINIMUM WEIGHT

Mixino Evo will make you forget you are wearing a helmet. It excels itself in ventilation and weight.

VDIVISOR

Exclusive divisor that keeps the retention straps away from your ears granting you maximum comfort during usage.

MIPS® AIR NODE

The most ventilation focused solution. Dressed as a padding and specifically developed to help reduce rotational energies otherwise transferred to the head during an impact.

FEATURES

- Outstanding ventilation, almost 40% of the frontal area is open to a total of 18 air inlets and 20 air outlets connect with airflow channels
- Honeycomb in-mold construction infused with internal aramid roll cage for increased rigidity and impact energy absorption
- Lower-volume construction for better aerodynamics in flat stages
- MIPS® Air Node low friction padding – lower weight and better comfort without compromising the ventilation or safety
- MPS EVO fit system – flexible 4-point adjustment system
- 3M rear reflective decal
- Sunglasses holder compatibility

SIZE

- SM 52 - 54 cm | 20.5 - 21.3"
- MD 55 - 57 cm | 21.7 - 22.4"
- LG 58 - 60 cm | 22.8 - 23.6"

WEIGHT

- MD 230g | 0.50lb

ACCESSORIES

- Catlike bag

COLORS

POPPY SEED MATTE



- SM 7100200003
- MD 7100200002
- LG 7100200001

BRILLIANT WHITE MATTE



- SM 7100200006
- MD 7100200005
- LG 7100200004

MALACHITE GREEN MATTE



- SM 7100200009
- MD 7100200008
- LG 7100200007

CITADEL MATTE



- SM 7100200012
- MD 7100200011
- LG 7100200010

SAILOR BLUE MATTE



- SM 7100200015
- MD 7100200014
- LG 7100200013

TECHNOLOGIES



ALL ROUNDER PRO ROAD HELMET

KILAUEA

Mips

The Kilauea is our answer for those who just demand only the best compromise between aerodynamic performance and ventilation, all wrapped in an outstanding comfortable and safe package.

This unique lightweight top of the range helmet brings a different approach to our pro road range, with smoother top and side surfaces that reduce aerodynamic drag and noise levels. A good ventilation performance is retained by the deep internal air flow channels, designed to pull cold air from the upper rear inlets which will help remove hot and moist air around your head.

The Kilauea is constructed using an aramid roll cage inside the EPS liner that increases structural rigidity and distributes the impact force of a crash across a larger volume of material thus reducing the energy transmitted to the head. Safety is also improved with the use of MIPS® low friction layer, that reduces the energy transferred to the head during an impact or crash, while its comfortable fit will make you feel super secure while speeding along the fast flat stages.

SAMUEL SÁNCHEZ
2022

ALL ROUNDER PRO ROAD HELMET

KILAUEA

ARAMID ROLL CAGE

The aramid roll cage is the “skeleton” that works to dissipate the energy of an impact through the whole helmet, increasing its energy absorption. This structure also helps to hold the helmet together in the event of a crash.

SUPERIOR AIRFLOW

Kilauea has been designed with 24 ventilation channels to allow great air flow while maintaining the highest safety level.

HEXAGON CONSTRUCTION

The air intakes have been strategically positioned so that any impact will affect more than one internal structure: in the event of a crash, the energy generated will be spread through the honeycomb type structure, significantly increasing the head’s protection.

MIPS® EVOLVE

Rotational management system that not only can lower the energies transferred to the head during an impact or crash, but also does this with added style, comfort and fit.

FEATURES

- Best compromise between ventilation and aerodynamics. Total of 10 air inlets and 14 air outlets connect with airflow channels
- In-mold construction infused with internal aramid roll cage for increased rigidity and impact energy absorption
- MIPS® Evolve low friction layer
- MPS EVO fit system – flexible 4-point adjustment system
- Adjustable side Vdivisor that keeps the straps away from your ears
- 3M rear reflective decal

SIZE

- SM 52 - 54 cm | 20.5 - 21.3”
- MD 55 - 57 cm | 21.7 - 22.4”
- LG 58 - 60 cm | 22.8 - 23.6”

WEIGHT

- MD 240g | 0.53lb

ACCESSORIES

- Extra paddings
- Catlike bag

COLORS

* These colors are not available with MIPS® technology

BLACK MATTE *



- SM 7100100003
- MD 7100100002
- LG 7100100001

WHITE GLOSS *



- SM 7100100006
- MD 7100100005
- LG 7100100004

GOLD FLAME MATTE



- SM 7100100024
- MD 7100100023
- LG 7100100022

GREEN MATTE



- SM 7100100027
- MD 7100100026
- LG 7100100025

TECHNOLOGIES



C A T L I K E T E C H

HIGH-END AERODYNAMICS



Minimum drag with efficient ventilation – the cycling holy grail for every pro rider. When facing the long flat stages, every possible time-saving measure is crucial.

The large vent-to-surface area ratio and efficient ventilation channels inside our helmets allow cool air to flow around your head and effectively cool you without harming performance. These results are only possible due to the advanced materials used in our manufacturing processes that allow us to reduce the helmet volume without compromising aerodynamic performance.

Our helmets are subjected to extensive analysis and rigorous testing during their development phase to meet the highest standards of performance, protection, and ventilation.

Many years of experience have shaped our quality control processes into a complete package to deliver the best product to the market.

AERO COMP ROAD HELMET

VENTO

Mips

The Vento boasts our best aerodynamic performance for road use, making it the best ally on the asphalt.

With a design focused on aerodynamics, Vento makes use of its smooth profile to reduce air drag. This helmet shines on the more racier riding positions, where you will feel the effects of the low drag combined with low levels of noise during fast paced rides.

Despite its focus on aerodynamic, Vento

also reveals a good ventilation capacity, making use of the top rear aileron to pull cold air from above the head to increase thermal efficiency without sacrificing aerodynamics.

The Vento is also constructed with a simpler variation of the aramid roll cage that distributes the impact force of a crash across a larger volume of material thus reducing the energy transmitted to the head. Safety is also improved with the use of MIPS® low friction layer.

AERO COMP ROAD HELMET

VENTO

Mips

ARAMID ROLL CAGE

The aramid roll cage is the “skeleton” that works to dissipate the energy of an impact through the whole helmet, increasing its energy absorption. This structure also helps to hold the helmet together in the event of a crash.



AERODYNAMIC PERFORMANCE

The large vent-to-surface area ratio and efficient ventilation channels inside the helmet allow cool air to flow around your head and effectively cool you without harming performance.

MIPS® EVOLVE

Rotational management system that not only can lower the energies transferred to the head during an impact or crash, but also does this with added style, comfort and fit.

FEATURES

- Focused on aerodynamics
- Reduced drag and noise levels
- Good ventilation performance - total 11 air inlets and 8 air outlets
- In-mold construction with internal aramid roll cage for increased impact energy absorption
- MIPS® Evolve low friction layer
- MPS EVO fit system – flexible 4-point adjustment system
- Adjustable side Vdivisor that keeps the straps away from your ears
- 3M rear reflective decal

SIZE

- SM 52 - 54 cm | 20.5 - 21.3"
- MD 55 - 57 cm | 21.7 - 22.4"
- LG 58 - 60 cm | 22.8 - 23.6"

WEIGHT

- MD 250g | 0.55lb

ACCESSORIES

- Extra paddings
- Catlike bag

COLORS

* These colors are not available with MIPS® technology

BLACK MATTE *



- SM 7100300003
- MD 7100300002
- LG 7100300001

WHITE GLOSS *



- SM 7100300006
- MD 7100300005
- LG 7100300004

RED METALLIC GLOSS / BLACK MATTE



- SM 7100300024
- MD 7100300023
- LG 7100300022

GRAY METALLIC GLOSS / BLACK MATTE



- SM 7100300027
- MD 7100300026
- LG 7100300025

SATIN-CHAMELEON METALLIC GLOSS / BLACK MATTE



- SM 7100300030
- MD 7100300029
- LG 7100300028

TECHNOLOGIES





TIME TRIAL PRO HELMET

RAPID TRI

Designed inside the wind-tunnel, in collaboration with the University of Granada, Rapid Tri is an aerodynamic super-efficient time trial helmet.

Rapid Tri, for longer and hotter races, and for triathlon. It also has two ventilation channels around the top of the head and two around each ear.

Rapid Tri uses a magnetic coupling visor, that is easily removable and an anti-fog and anti-scratch treatment.

TIME TRIAL PRO HELMET

RAPID TRI



CLEAR VISIBILITY

An anti-fog and anti-scratch shield, ensures a clear vision and durability throughout time trial journeys. Unleashing speed without compromise performance.

ADJUSTABLE SYSTEM

A flexible 4-point adjustment system that effortlessly adapts to each athlete preferences.

FEATURES

- The choice between the best aerodynamic performance and increased ventilation with little compromise to the performance
- In-mold construction
- MPS EVO fit system – flexible 4-point adjustment system
- Anti-fog and anti-scratch visor

SIZE

- SM 52 - 54 cm | 20.5 - 21.3"
- MD 55 - 57 cm | 21.7 - 22.4"
- LG 58 - 60 cm | 22.8 - 23.6"

WEIGHT

- MD 345g | 0.76lb

ACCESSORIES

- Extra paddings
- Catlike bag
- Catlike protective case

COLORS

CHRONO / PURE BLACK MATTE



- SM 7100900006
- MD 7100900005
- LG 7100900004

CHRONO / BRIGHT WHITE GLOSS



- SM 7100900003
- MD 7100900002
- LG 7100900001

TECHNOLOGIES



**ENDURO MTB HELMET**

YELMO



The new restyled Yelmo elevates its performance with renewed looks. The front visor was re-designed and now boasts a cleaner profile, with improved locking mechanism and broad adjustability in 9 different positions.

The back profile is now completely smooth, whilst keeping compatibility with goggles. Now, Yelmo uses the lighter and more reliable MPS EVO fit system. The strap system features a Fidlock buckle, making it easier to un-buckle the helmet while wearing all-mountain gloves. Ventilation is very important on all-mountain rides, so the Yelmo features a total of 10 air inlets and 11 air outlets that will keep your head cool.

This helmet also allows you to integrate an action camera or a headlight so you can capture your performance or improve your visibility on the night rides.

The performance is improved with the use of MIPS® low friction layer that boosts safety on angled impacts.

ENDURO MTB HELMET

YELMO

Mips

ACTION
CAMERA MOUNT

Includes easier-to-use integrated mounting area to place an action camera to capture your performance.

EXCEPTIONAL
COVERAGE

Extended protection around the head to give extra protection in sensible areas.



FIDLOCK BUCKLE

Combines magnetic and mechanical fastening into an intuitive and user-friendly fastener, to open and close the helmet strap in no time at all.

MIPS® EVOLVE

Rotational management system that not only can lower the energies transferred to the head during an impact or crash, but also does this with added style, comfort and fit.

FEATURES

- In-mold construction with 2 shells
- Detachable visor adjustable in 9 different positions
- Action camera or headlight mount
- Fidlock magnetic buckle
- MPS EVO fit system – flexible 4-point adjustment system
- MIPS® Evolve low friction layer
- Googles compatibility

SIZE

- SM 54 - 56 cm | 21.3 - 22.0"
- MD 56 - 59 cm | 22.0 - 23.2"
- LG 59 - 61 cm | 23.2- 24.0"

WEIGHT

- MD 360g | 0.79lb

ACCESSORIES

- Extra paddings
- Catlike bag

COLORS

PURE BLACK GLOSS / PURE BLACK MATTE



Mips

- SM 7101000003
- MD 7101000002
- LG 7101000001

BRILLIANT WHITE / MIRAGE GRAY MATTE



Mips

- SM 7101000006
- MD 7101000005
- LG 7101000004

GOLD FLAME / BLANC DE BLANC MATTE



Mips

- SM 7101000009
- MD 7101000008
- LG 7101000007

PESTO / MIRAGE GRAY MATTE



Mips

- SM 7101000012
- MD 7101000011
- LG 7101000010

TECHNOLOGIES



TRAIL MTB HELMET

LEAF

The Leaf is our offer for the entry level all mountain rider. It boosts an adjustable front visor for increased visibility in difficult conditions. Comfort is kept at a high level with plush padding and the MPS EVO fit system.

The Leaf is a helmet dedicated to the mountain bike rider who values performance and great design. It provides great protection in a comfortable, safe, and stylish package.



TRAIL MTB HELMET

LEAF

HEXAGON CONSTRUCTION

The air intakes have been strategically positioned so that any impact will affect more than one internal structure: in the event of a crash, the energy generated will be spread through the honeycomb type structure, significantly increasing the head's protection.



BUG NET

Fitted with an integrated insect-protection net for extra safety during each riding.

VDIVISOR

Exclusive divisor that keeps the retention straps away from your ears granting you maximum comfort during usage.

FEATURES

- In-mold construction with 1 shell
- Adjustable front visor
- MPS EVO fit system – flexible 4-point adjustment system
- Googles compatibility

SIZE

- MD 54 - 57 cm | 21.3 - 22.4"
- LG 58 - 60 cm | 22.8 - 23.6"

WEIGHT

- MD 275g | 0.61lb

ACCESSORIES

- Extra paddings
- Catlike bag

COLORS

CARBON BLACK MATTE



- MD 7101200002
- LG 7101200001

GLACIER GRAY MATTE



- MD 7101200005
- LG 7101200004

BURGUNDY MATTE



- MD 7101200008
- LG 7101200007

FROSTY SPRUCE MATTE



- MD 7101200011
- LG 7101200010

MAJOLICA BLUE MATTE



- MD 7101200014
- LG 7101200013

TECHNOLOGIES



**SPORT ALLROAD HELMET**

KOMPACT'O

The Kompact'O helmet is a reduced-volume, and lightweight sport helmet. This hall of fame model continues to boast an attractive design that is popular amongst all riders.

Developed to combine functionality with aesthetics, Kompact'O is an ideal companion for your everyday rides. Its unique look will make you distinguish yourself from the crowd while being very well ventilated and safe.

The Kompact'O has a visor included that you can use depending on the riding style and a front insect protective net.

SPORT ALLROAD HELMET

KOMPACT'O

IN-MOLD
CONSTRUCTION

A current production technology that makes ultra-lightweight helmets with a high level of firmness and maximum protection.

BUG NET

Fitted with an integrated insect-protection net for extra safety during each riding.

VDIVISOR

Exclusive divisor that keeps the retention straps away from your ears granting you maximum comfort during usage.

FEATURES

- Urban style
- Superior comfort and ventilation
- Front insect protective net
- Visor included (you can choose to use the Kompact'O with or without the visor)
- MPS EVO fit system – flexible 4-point adjustment system

SIZE

- SM 52 - 54 cm | 20.5 - 21.3"
- MD 55 - 58 cm | 21.7 - 22.8"
- LG 59 - 61 cm | 23.2 - 24.0"

WEIGHT

- MD 280g | 0.62lb

ACCESSORIES

- Extra paddings
- Catlike bag

COLORS

BLACK MATTE



- SM 7100600003
- MD 7100600002
- LG 7100600001

WHITE MATTE



- SM 7100600006
- MD 7100600005
- LG 7100600004

RED MATTE



- SM 7100600009
- MD 7100600008
- LG 7100600007

YELLOW FLUO MATTE



- SM 7100600012
- MD 7100600011
- LG 7100600010

TECHNOLOGIES



JUNIOR ALLROAD HELMET

KITTEN

The Kitten is our premium offer for the junior riders. This helmet is inspired by the Catlike philosophy and style, and it easily adapts to the needs of the junior riders, or to a more commute riding style.

Built with in-mold construction and with shock-absorbing helmet material, the Kitten was designed to protect the riders so they can explore outdoors or commute safely.

The Kitten performs as great as it looks. It has a sleek shape with 27 generous ventilation channels for optimum airflow and breathability. It features a MPS EXE fit system, which provides comfort and stability for fast and safe adjustments which make Kitten ready for any ride.



JUNIOR ALLROAD HELMET

KITTEN

HEXAGON CONSTRUCTION

The air intakes have been strategically positioned so that any impact will affect more than one internal structure: in the event of a crash, the energy generated will be spread through the honeycomb type structure, significantly increasing the head's protection.



IN-MOLD CONSTRUCTION

A current production technology that makes ultra-lightweight helmets with a high level of firmness and maximum protection.

FEATURES

- Urban style
- In-mold construction with shock-absorbing helmet material
- 27 vents for less sweat and a more comfortable ride
- Lightweight design

SIZE

- XS** 49 - 52 cm | 19.3 - 20.5"
- SM** 52 - 55 cm | 20.5 - 21.7"
- MD** 55 - 58 cm | 21.7 - 22.8"

WEIGHT

- SM** 260g | 0.57lb

ACCESSORIES

- Extra paddings
- Catlike bag

COLORS

DARK GRAY MATTE



- XS** 7101400018
- SM** 7101400017
- MD** 7101400019

ORANGE MATTE



- XS** 7101400024
- SM** 7101400023
- MD** 7101400025

RED MATTE



- XS** 7101400027
- SM** 7101400026
- MD** 7101400028

AQUAMARINE MATTE



- XS** 7101400021
- SM** 7101400020
- MD** 7101400022

TECHNOLOGIES





SHOES

F O R E V E R Y R I D E



ROAD SHOES

KOMPACT'O R

The Catlike Kompact'o R shoes are designed for an excellent compromise between performance and comfort. The nylon sole provides balanced stiffness without losing any of the performance feels of a high-performance shoe, ensuring that every ounce of your energy is transferred efficiently for an explosive ride.

With the Kompact'o R shoes, riders can expect not only an exceptional compromise between performance and comfort but also a sophisticated design that caters to the demands of avid cyclists. This meticulous engineering ensures that every ounce of energy is seamlessly and efficiently transferred, propelling riders into an explosive and exhilarating cycling experience. Elevate your ride with the perfect fusion of style, performance, and comfort.

ROAD SHOES

KOMPACT'O R



CUSTOMIZABLE FIT

Micro-adjustable dial and the Velcro straps provide stability and eliminating hot spots.

BREATHABLE AND VENTILATED

With ample ventilation and breathable materials, allowing air to circulate freely.

LIGHTWEIGHT CONSTRUCTION

Advanced materials used in their construction minimize weight while maintaining exceptional durability.

FEATURES

- Stiffness index: 7
- High-quality Mycro fibers
- Nylon Sole
- Breathable and Ventilated with laser outted air vents
- ATOP system
- Velcro

SIZE

36-47 23 - 30cm | 9.1 - 11.8"

WEIGHT

43 310g | 0.68lb

COLORS

BLACK MATTE



WHITE MATTE



RED MATTE



36	7200500001	42	7200500007
37	7200500002	43	7200500008
38	7200500003	44	7200500009
39	7200500004	45	7200500010
40	7200500005	46	7200500011
41	7200500006	47	7200500012

36	7200500013	42	7200500019
37	7200500014	43	7200500020
38	7200500015	44	7200500021
39	7200500016	45	7200500022
40	7200500017	46	7200500023
41	7200500018	47	7200500024

36	7200500025	42	7200500031
37	7200500026	43	7200500032
38	7200500027	44	7200500033
39	7200500028	45	7200500034
40	7200500029	46	7200500035
41	7200500030	47	7200500036

TECHNOLOGIES



C A T L I K E T E C H

3K CARBON SOLE



Every watt of power generated while riding is transferred to the bike through the soles of the feet. That's why our shoes are engineered for ultimate power transfer and advanced fitting. Built to withstand the toughest conditions, they feature an arch area for better stability and unprecedented durability.

The stiffness of the advanced 3K full carbon composite sole provides efficient power transfer and a responsive pedal feel. Plus, it saves weight and delivers increased performance. With a stiffness index rating of 10, this outsole is the stiffest in the Catlike product line.



ROAD SHOES

MIXINO RC1

To make a complete road race shoe, we thought about offering the most up-to-date technology to handle even the longest and toughest roads.

The Mixino RC1 is a must-have when it comes to exceptional performance. The lightweight and efficient microfibers mold perfectly to your foot and provide exceptional comfort, no matter how long or rigorous the ride is. Our microfibers are carefully selected to ensure maximum durability and are designed with advanced perforations for better breathability.

The ergonomic last is designed to offer maximum comfort to every user while maintaining a strong grip on the heel for the steep and wet races, so you don't have to worry too much about anything but excelling on the road. The insole is designed to provide optimal arch support for improved knee alignment and reducing metatarsal compression.

The stiffness of the advanced 3K full carbon composite sole provides efficient power transfer and responsive pedaling feel, while our micro-adjustable dial system offers fine-tune fitting ensuring maximum performance without compromising comfort.

ROAD SHOES

MIXINO RC1



ULTIMATE STIFFNESS

Full carbon 3K weave sole, developed with the best carbon fibers technologies, excellent stiffness avoiding loss of performance.

DUAL DIAL CLOSURE

A dual dial closure for a fine-tuning fit and an accurate pressure distribution.

HIGH-QUALITY MICROFIBRES

The efficient microfibrres perfectly mold to the cyclist's foot, offering supreme comfort.

FEATURES

- 3K full carbon sole
- Stiffness index: 10
- High-quality Mycro fibers, with sustainable materials
- Breathable and with laser cutted air vents
- ATOP system

SIZE

39-47 24.9 - 30.2cm | 9.8 - 11.9"

WEIGHT

43 265g | 0.58lb

COLORS

BLACK MATTE



- | | | | |
|----|------------|----|------------|
| 39 | 7200100002 | 44 | 7200100007 |
| 40 | 7200100003 | 45 | 7200100008 |
| 41 | 7200100004 | 46 | 7200100009 |
| 42 | 7200100005 | 47 | 7200100010 |
| 43 | 7200100006 | | |

WHITE GLOSS



- | | | | |
|----|------------|----|------------|
| 39 | 7200100012 | 44 | 7200100017 |
| 40 | 7200100013 | 45 | 7200100018 |
| 41 | 7200100014 | 46 | 7200100019 |
| 42 | 7200100015 | 47 | 7200100020 |
| 43 | 7200100016 | | |

GREEN FLUO MATTE



- | | | | |
|----|------------|----|------------|
| 39 | 7200100022 | 44 | 7200100027 |
| 40 | 7200100023 | 45 | 7200100028 |
| 41 | 7200100024 | 46 | 7200100029 |
| 42 | 7200100025 | 47 | 7200100030 |
| 43 | 7200100026 | | |

DARK GRAY MATTE



- | | | | |
|----|------------|----|------------|
| 39 | 7200100032 | 44 | 7200100037 |
| 40 | 7200100033 | 45 | 7200100038 |
| 41 | 7200100034 | 46 | 7200100039 |
| 42 | 7200100035 | 47 | 7200100040 |
| 43 | 7200100036 | | |

TECHNOLOGIES





ROAD SHOES

WHISPER R1

Developed to offer you the highest performance, it features a light and stiff reinforced composite sole, which will make these shoes your best ally in the most demanding rides.

The use of premium mycro fibers upper combined with an ergonomically fit construction will make this shoe feel like an extension of your foot.

The Whisper R1 features an anti-slip insert at the heel and an high density foam footbed. It's also highly breathable thanks to its laser cutted air vents.

Its fastening system will adjust to the foot shape, ensuring that all of your power output is going into the pedals as efficiently as possible.

ROAD SHOES

WHISPER R1



REINFORCED
COMPOSITE SOLE

Excellent balance between weight and stiffness giving the feeling of a competition shoe.

HIGH-QUALITY
MICROFIBRES

The efficient microfibres perfectly mold to the cyclist's foot, offering supreme comfort.

NEUTRAL ARCH DESIGN

Provide your feet with enough support while riding.

FEATURES

- Rigid and light reinforced composite sole
- Stiffness index: 8
- Neutral arch design
- Anti-slip insert at the heel
- Premium extra light Mycrofiber
- Outdoor breathable and with laser cutted air vents
- High density foam footbed, hypoallergenic and high estability ATOP system

SIZE

39-47 24.9 - 30.2cm | 9.8 - 11.9"

WEIGHT

43 280g | 0.62lb

COLORS

BLACK MATTE



WHITE GLOSS



DARK GRAY MATTE



- | | | | |
|----|------------|----|------------|
| 39 | 7200300002 | 44 | 7200300007 |
| 40 | 7200300003 | 45 | 7200300008 |
| 41 | 7200300004 | 46 | 7200300009 |
| 42 | 7200300005 | 47 | 7200300010 |
| 43 | 7200300006 | | |

- | | | | |
|----|------------|----|------------|
| 39 | 7200300012 | 44 | 7200300017 |
| 40 | 7200300013 | 45 | 7200300018 |
| 41 | 7200300014 | 46 | 7200300019 |
| 42 | 7200300015 | 47 | 7200300020 |
| 43 | 7200300016 | | |

- | | | | |
|----|------------|----|------------|
| 39 | 7200300022 | 44 | 7200300027 |
| 40 | 7200300023 | 45 | 7200300028 |
| 41 | 7200300024 | 46 | 7200300029 |
| 42 | 7200300025 | 47 | 7200300030 |
| 43 | 7200300026 | | |

TECHNOLOGIES





MTB SHOES

KOMPACT'O X

The quest for the ideal pair of cycling shoes becomes a thrilling adventure, as you explore a myriad of options designed to fulfill to your needs.

Embrace the joy of discovering shoes that strike the perfect balance between comfort and performance, leaving you ready to conquer new trails and explore uncharted territories. The Kompact'O X has extra protection on the front and back but is soft enough to ensure you savor the breathtaking beauty of nature unfolding before your eyes.

So, gear up, embrace the thrill of the ride, and let your feet be your trusted companions on this exhilarating journey of adventure and self-discovery.

MTB SHOES

KOMPACT'O X



MICROFIBER FABRIC

Because MTB trails can be challenging our microfiber fabric will allow to ride comfortably and ensure to easily clean all the debris that might come along.

CUSTOMIZABLE FIT

Micro-adjustable dial and the Velcro straps provide stability and eliminating hot spots.

BREATHABLE AND VENTILATED

The perfect balance with a robust and ventilated insole, that allows the feet to natural perspiration and aligns with a sole design that ensures full protection against the MTB debris and the needed ventilation.

EXTRA FRONT AND BACK PROTECTION

No worries about all the debris that may come across the path.

FEATURES

- Stiffness index: 7
- High-quality Mycro fibers
- Breathable and with laser cutted air vents
- ATOP system
- Velcro adjustment
- Extra front and back protection
- Pitons and key included

SIZE

36-47 23 - 30cm | 9.1 - 11.8"

WEIGHT

43 350g | 0.77lb

COLORS

BLACK MATTE



RED MATTE



BLUE MATTE



36	7200600001	42	7200600007
37	7200600002	43	7200600008
38	7200600003	44	7200600009
39	7200600004	45	7200600010
40	7200600005	46	7200600011
41	7200600006	47	7200600012

36	7200600013	42	7200600019
37	7200600014	43	7200600020
38	7200600015	44	7200600021
39	7200600016	45	7200600022
40	7200600017	46	7200600023
41	7200600018	47	7200600024

36	7200600025	42	7200600031
37	7200600026	43	7200600032
38	7200600027	44	7200600033
39	7200600028	45	7200600034
40	7200600029	46	7200600035
41	7200600030	47	7200600036

TECHNOLOGIES





MTB SHOES

MIXINO XC1

Introducing Mixino, the epitome of excellence in mountain biking footwear. Crafted with precision and passion, these premium MTB shoes redefine the boundaries of performance and comfort. At the heart of Mixino lies a cutting-edge 3K carbon sole, meticulously engineered to deliver unparalleled power transfer and responsiveness on the trails. This advanced sole technology not only ensures an efficient pedal stroke but also provides the stability and support needed to conquer the toughest terrains with confidence.

Step into the world of ultimate comfort with Mixino's high-quality microfiber construction. Designed to embrace your feet like a second skin, these shoes boast a luxurious feel while maintaining durability for the most demanding rides. The carefully selected microfibers enhance breathability, keeping your feet cool and dry even during intense mountain biking sessions.

But Mixino is not just about performance – it's a style statement on the trail. The sleek and modern design not only catches the eye but also reflects the essence of your adventurous spirit. Elevate your riding experience with Mixino, where innovation meets style, and discover a new dimension of biking pleasure. It's time to push your limits and experience the perfect blend of performance and comfort that only Mixino can offer.

MTB SHOES

MIXINO XC1

DUAL DIAL CLOSURE

A dual dial closure for a fine-tuning fit and an accurate pressure distribution.

FOOT ARCH SUPPORT

This detail will provide an enhanced cycling experience, ensuring not only greater comfort but also efficiency and stability during rides.

ULTIMATE STIFFNESS

Full carbon 3K weave sole, developed with the best carbon fibers technologies, excellent stiffness avoiding loss of performance.

HIGH-QUALITY MICROFIBRES

The efficient microfibrres perfectly mold to the cyclist's foot, offering supreme comfort.



FEATURES

- 3K full carbon sole
- Stiffness index: 12
- High-quality Mycro fibers, with sustainable materials
- Breathable and with laser cutted air vents
- Perfect grip on muddy or wet terrain
- Maximum performance
- Front protection for greater durability
- Dual ATOP

SIZE

39-47 24.9 - 30.2cm | 9.8 - 11.9"

WEIGHT

43 330g | 0.73lb

COLORS

BLACK MATTE



GRAY MATE



39	7200700001	43	7200700005	39	7200700009	43	7200700013
40	7200700002	44	7200700006	40	7200700010	44	7200700014
41	7200700003	45	7200700007	41	7200700011	45	7200700015
42	7200700004	46	7200700008	42	7200700012	46	7200700016

TECHNOLOGIES



MTB SHOES

WHISPER X1

Developed for athletes who want power transfer without sacrificing durability, the Whisper X1 offers you a perfect grip on muddy or wet terrains and extra front protection, so you do not need to worry about anything else but enjoying the trail.

Its reinforced composite sole combines great rigidity with extreme grip thanks to its infused elastomer inserts. The ergonomic and the high-quality arch construction adapt to the shape of your foot while the premium Mycro fiber will make even the toughest ride feel like a joy.

Our fastening system ensure an adjustable comfort with a secure fit designed for all-day comfort and performance, no matter the type of your ride.



MTB SHOES

WHISPER X1



HIGH-QUALITY MICROFIBRES

The efficient microfibres perfectly mold to the cyclist's foot, offering supreme comfort.

REINFORCED COMPOSITE SOLE

Excellent balance between weight and stiffness giving the feeling of a competition shoe.

EXTRA PROTECTION

Front a rear protection for greater durability and confident traction.

FEATURES

- Perfect grip on muddy or wet terrain
- Light reinforced composite sole with elastomer inserts
- Stiffness index: 7
- Maximum comfort without compromise performance
- Premium extra light Mycro fiber
- Front protection for greater durability
- Breathable and with laser cutted air vents
- High density foam footbed, hypoallergenic and high estability

SIZE

39-47 24.9 - 30.2cm | 9.8 - 11.9"

WEIGHT

43 335g | 0.74lb

COLORS

BLACK MATTE



- | | | | |
|----|------------|----|------------|
| 39 | 7200400002 | 44 | 7200400007 |
| 40 | 7200400003 | 45 | 7200400008 |
| 41 | 7200400004 | 46 | 7200400009 |
| 42 | 7200400005 | 47 | 7200400010 |
| 43 | 7200400006 | | |

DARK GRAY MATTE



- | | | | |
|----|------------|----|------------|
| 39 | 7200400012 | 44 | 7200400017 |
| 40 | 7200400013 | 45 | 7200400018 |
| 41 | 7200400014 | 46 | 7200400019 |
| 42 | 7200400015 | 47 | 7200400020 |
| 43 | 7200400016 | | |

RED MATTE



- | | | | |
|----|------------|----|------------|
| 39 | 7200400022 | 44 | 7200400027 |
| 40 | 7200400023 | 45 | 7200400028 |
| 41 | 7200400024 | 46 | 7200400029 |
| 42 | 7200400025 | 47 | 7200400030 |
| 43 | 7200400026 | | |

TECHNOLOGIES





SPARE PARTS


HELMETS & SHOES

SPARE PARTS

2024 COLLECTION

HELMETS

PADDING SET MIXINO EVO



SM 7060020035
MD 7060020036
LG 7060020037

PADDING SET KILAUEA



SM 7060020001
MD 7060020002
LG 7060020003

PADDING SET VENTO



SM 7060020004
MD 7060020005
LG 7060020006

PADDING SET KOMPACT'O



SM 7060020013

PADDING SET RAPID TRI



SM 7060020027
MD 7060020028
LG 7060020029

PADDING SET VELMO



SM 7060020030
MD 7060020031
LG 7060020032

PADDING SET LEAF



MD 7060020033
LG 7060020034

PADDING SET KITTEN



7060020010

RETENTION SYSTEM MPS EVO



7060020016

RETENTION SYSTEM MPS EXE



7060020017

RETENTION SYSTEM MPS OVAL



7060020038

SHOES

TOE FOR MTB SOLES PAIR



7060020018

REPLACEMENT DIAL KIT WINCH PAIR



7060020019

REPLACEMENT DIAL KIT ATOP PAIR



7060020039

ACCESSORIES

CATLIKE

ACCESSORIES

CYCLING BIDON

750 ML

ORANGE



7600100004

THERMAL 500 ML

ORANGE



7600100002

TOOL BOTTLE

600 ML

DARK GRAY



7600100003

CYCLING MUSETTE

BLACK



7500100014

ORANGE



7500100015



CATLIKE

MERCHANDISING

CATLIKE T-SHIRT



SM 7500100005 XL 7500100008
MD 7500100006 XXL 7500100009
LG 7500100007

CATLIKE PROMOTIONAL BIDON 500 ML



7600100005

CATLIKE NECK STRAP



7500100016

CATLIKE CYCLING CAP



7500100012

CATLIKE HELMET BAG



7500100032

CATLIKE SHOPPING BAG



7500100019

CATLIKE STICKERS



10 CM 7500100020
40 CM 7500100021
100 CM 7500100022

CATLIKE AUTHORIZED DEALER STICKER



7500100026

CATLIKE TRANSPORT BAG



7500100025

CATLIKE LEAFLET



ENGLISH 7500100035
SPANISH 7500100034

CATLIKE NOTEBOOK



7500100003

CATLIKE LOGO MAGNETIC BANNER



990 x 300 MM 7500100023

CATLIKE LIFESTYLE MAGNETIC BANNER



990 x 300 MM 7500100024

CATLIKE TNT BANNER



300 x 80 CM 7500100004

CATLIKE BEACH FLAG



MD 290 CM 7500100001
LG 390 CM 7500100002



CATLIKE

SIZE GUIDE

These size charts and conversions are meant to serve as a guide. We recommend you try-on before riding to ensure full comfort and performance.

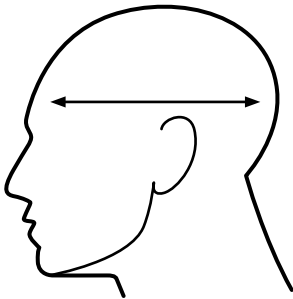
HELMETS

Wrap a measuring tape around your head, keeping the tape level from front to back.

Each helmet indicates the right measurements for each size, in cm. Once you've got the right size, you can adjust the fit.

⚠ For the comfort and safety of our athletes, and to help them extend the life of their cycling helmets we suggest the replacement of its paddings, depending on its use:

- Hard use: Every Year (±)
- Medium use: Every 2 Years
- Soft use: Every 3 Years

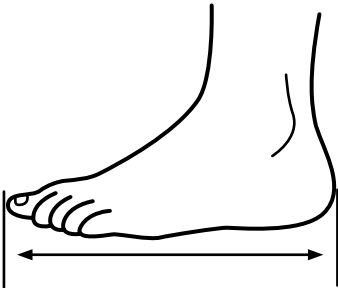


This recommendation does not invalidate the replacement of the helmet in the event of wear or in the event of a crash. Any helmet submitted to an impact must be destroyed and replaced even if it does not show any visible damages - The helmet shock absorption capacity might be diminished.

SHOES

Whatever type of bicycle or style you ride, or how often you hit the road, your shoes must fit properly.

To help you make an informed decision, this size guide will assist you to determine your shoe size.



EU	US	UK	inches	cm
39	6 ¹ / ₄	5 ¹ / ₄	9.8	24.9
40	7	6	10.0	25.5
41	8	7	10.3	26.2
42	8 ³ / ₄	7 ³ / ₄	10.6	26.9
43	9 ³ / ₄	8 ³ / ₄	10.8	27.5
44	10 ¹ / ₂	9 ¹ / ₂	11.1	28.2
45	11 ¹ / ₄	10 ¹ / ₄	11.4	28.9
46	12 ¹ / ₄	11 ¹ / ₄	11.6	29.5
47	13	12	11.9	30.2

JOUHAS HENTTALA
2021

TECHNOLOGIES

CATLIKE

TECHNOLOGIES

HELMETS



IN-MOLD CONSTRUCTION

Our helmets feature an in-mold construction, a current production technology that makes ultra-lightweight helmets with a high level of firmness and maximum protection.

Featured in models: **Mixino Evo, Kilauea, Vento, Kompact’O, Kitten, Rapid Tri, Yelmo, Leaf.**



DUAL FLOW

The head is the main temperature sense in our body. Excessive heat can cause symptoms of fatigue, dizziness and even dehydration. Catlike Dual Flow system maximizes ventilation: the internal channels provide constant airflow inside the helmet, avoiding overheating.

Featured in models: **Mixino Evo, Kilauea, Vento, Rapid Tri, Yelmo, Leaf, Kompact’O, Kitten.**



HEXAGON

The unique design of Catlike’s helmets is not only based on aesthetics. The air intakes have been strategically positioned so that any impact will affect more than one internal structure: in the event of a crash, the energy generated will be spread through the honeycomb-type structure, significantly increasing the head’s protection.

Featured in models: **Mixino Evo, Kilauea, Vento, Kompact’O.**



MIPS® EVOLVE

MIPS® Evolve is a rotational management system that not only can lower the energies transferred to the head during an impact or crash, but also does this with added style, comfort and fit. The system consists of a Low Friction Layer that is less than 1mm thick with a low friction coating that lessens the friction towards the energy absorbing layer. It is designed to work together with the ventilation channels of each helmet.

Featured in models: **Kilauea, Vento.**



BUG NET

Some of our models are outfitted with an integrated insect net for extra safety.

Featured in models: **Kompact’O, Leaf.**



ARAMID ROLL CAGE

Aramid roll cage is a robust, resistant fiber that is widely used in the aerospace sector, ballistics, and self-protection. It is a material used for its strength properties the entire mechanical performance.

Therefore, it improves impact energy absorption, and increasing head protection maintaining a minimum weight.

Featured in models: **Mixino Evo, Kilauea, Vento.**



VDIVISOR

Our helmets feature an exclusive divisor part which will grant you maximum comfort during each usage. The way the straps are divided and easily positioned below the ears, on the jaw, means that they are easily adaptable to the unique user’s face.

Featured in models: **Mixino Evo, Kilauea, Vento, Kompact’O, Rapid Tri, Yelmo, Leaf.**



MPS EVO

The innovative MPS (Multi-Position-System) retention system allows optimizing the comfort of the user due to its 4-point adjustment possibilities: dial system, lateral slide paddings, rear width, and height adjustment.

Featured in models: **Mixino Evo, Kilauea, Vento, Kompact’O, Rapid Tri, Yelmo, Leaf.**



MIPS® AIR NODE

Dressed up as padding it stays unnoticed until needed. The MIPS® Air technology is integrated into the padding of the helmet and enables the 10-15mm of relative movement between the energy absorbing layer and the padding.

By being integrated into the padding, the system is as light as it gets and designed to fit each specific helmet and size, barely being visible to the user and adding only limited weight to the helmet.

Featured in models: **Mixino Evo.**



FIDLOCK MAGNETIC BUCKLE

The FIDLOCK buckle incorporates a combination of magnetic and mechanical fastening concept, resulting in an intuitive and user-friendly fastener. With just a simple click, the buckle can be opened and closed in only a moment.

Featured in models: **Yelmo**

SHOES



FULL CARBON 3K

One of our bets is the full carbon 3k weave sole, developed with the best carbon fibers technologies, excellent stiffness avoiding loss of performance. Its “extra flow” air system creates circulation, maintaining comfort even on hotter days.

Featured in models: **Mixino RC1, Mixino XC1.**



MYCRO

Catlike uses increasingly modern technology systems in the textile. The hi-tech microfibre – Mycro – guarantees exceptional resistance to abrasion, great breathability, and high performance in sports.

Featured in models: **Kompact’o R, Mixino RC1, Whisper R1, Kompact’o X, Mixino XC1, Whisper X1.**



ERGONOMIC

Our shoes are designed to maximize comfort without sacrificing performance. The shoe has a wrap-around construction that wraps your foot to hold it snug and hit back into the heel where anti-slip lining keeps the heel firmly in place. This ergonomic adjustment will avoid looseness between the shoe and the cyclist’s foot.

Featured in models: **Kompact’o R, Mixino RC1, Whisper R1, Kompact’o X, Mixino XC1, Whisper X1.**



BREATHABLE TEXTILE

Our shoes are made from a blend of lightweight, breathability, and flexible material. The benefits of breathable textile materials combined with their non-solvent methods of creation deem make them a step forward in an ever-increasing environmentally conscious.

Featured in models: **Kompact’o R, Mixino RC1, Whisper R1, Kompact’o X, Mixino XC1, Whisper X1.**



REINFORCED COMPOSITE

Our reinforced composite sole has an excellent balance between weight and stiffness giving the feeling of a competition shoe. Its breathable insole offers extra comfort and stability to the foot inside the shoe, even in moments of greater intensity.

Featured in models: **Mixino RC1, Whisper X1.**



SUSTAINABLE MATERIALS

The high-quality microfibers used in the range of our shoes are created with ecological and biodegradable solvents to reduce our ecological footprint. These materials also contribute to the lightness and ergonomics of the shoes, which are highly resistant and washable.

Featured in models: **Mixino RC1, Whisper R1, Mixino XC1, Whisper X1.**



FASTENING SYSTEM

This fastening system offers the possibility of tightening and untightening the wire with one hand only thanks to its dial. It also allows cyclists to fit it to their foot shape, ensuring maximum performance without compromising on comfort.

Featured in models: **Kompact’o R, Mixino RC1, Whisper R1, Kompact’o X, Mixino XC1, Whisper X1.**



HYDROFUGE

When it comes to textile technologies, our range offers a Hydrofuge solution thanks to its water repellent feature. Fabrics that are not only water-repellent but also breathable, preventing sweat retention.

Featured in models: **Kompact’o R, Mixino RC1, Whisper R1, Kompact’o X, Mixino XC1, Whisper X1.**

COMMON FEATURES









REFLECTIVE STICKERS







Whether if you are commuting on short winter days or riding by night, the reflective details on our helmets and shoes will increase your visibility on the road.

Featured in all helmet's and shoes models.

CATLIKE

RANGE OVERVIEW

	PRO ROAD HELMETS		COMP ROAD HELMETS	TIME TRIAL PRO HELMETS	MTB HELMETS	
						
	MIXINO EVO	KILAUEA	VENTO	RAPID TRI	VELMO	LEAF
VENTILATION CHANNELS	38	24	18	4	21	23
WEIGHT	230g	240g	250g	345g	/	275g
STANDARDS	EN1078	EN1078	EN1078	EN1078	EN1078	EN1078
MIPS® TECHNOLOGY	AIR NODE	EVOLVE	EVOLVE	-	EVOLVE	-
TYPE OF USE	RACE	ALL ROUNDER	AERO	TRIATHLON	ENDURO	TRAIL
REFLECTIVE DETAILS	•	•	•	•	•	•
SUNGLASS COMPATIBILITY	•	•	•	-	•	•
VISOR	-	-	-	•	•	•
TYPE OF SOLE	-	-	-	-	-	-
STIFFNESS INDEX	-	-	-	-	-	-
FASTENING SYSTEM	-	-	-	-	-	-

COMP ROAD HELMETS		ROAD SHOES			MTB SHOES		
							
KOMPACT'O	KITTEN	KOMPACT'O R	MIXINO RC1	WHISPER R1	KOMPACT'O X	MIXINO XC1	WHISPER X1
21	27	-	-	-	-	-	-
280g	260g	310g	235g	280g	350g	330g	335g
EN1078	EN1078	-	-	-	-	-	-
-	-	-	-	-	-	-	-
SPORT	JUNIOR	ROAD	ROAD	ROAD	MTB	MTB	MTB
•	•	•	•	•	•	•	•
•	-	-	-	-	-	-	-
•	-	-	-	-	-	-	-
-	-	NYLON COMPOSITE	3K FULL CARBON	REINFORCED COMPOSITE	NYLON COMPOSITE	REINFORCED COMPOSITE	REINFORCED COMPOSITE
-	-	7	10	8	7	12	7
-	-	ATOP	ATOP	WHINCH	ATOP	ATOP	WHINCH

BE CATLIKE BE DIFFERENT



**EXPLORE.
FEEL FREE.
CONNECT.**



catlike.com